



English Proficiency Test for Aviation

Set 21- Pilot

Copyright © G-TELP KOREA & IAES

All rights reserved. No part of the material protected by this copyright may be reproduced or utilized in any form or by any means, electronic or mechanical, including photocopying, recording or by any information storage or retrieval systems, without permission in writing from the copyright owner.

PART 1. TAPE-MEDIATED

Task 1. Introduction

Directions: You will be asked about yourself. Please answer in complete sentences.

(Audio Only)

1. Please state your name and birth date. (20")
2. As a pilot, what was the most difficult decision you have made so far? (35")
3. What do you think when you hear about an accident involving a passenger airplane? (35")

Task 2. Read-back Radiotelephony Messages

Directions: Read each message loudly and clearly. You have 20 to 40 seconds to read each message, depending on the time allotted. Begin speaking after the prompt.

Now read Message A.

A. Hong Kong Clearance Delivery, Mideastern 123 at gate 7 to Los Angeles with information B, request clearance (30")

Stop. Now read Message B.

B. Bangkok Approach, Cherokee 6835 J, 3,000 ft, inbound Bangkok, with information G (20")

Stop. Now read Message C.

C. Daytona Ground, Beech 52642 at Jet Service Ramp, request taxi, VFR southbound with information D (20")

Stop. Now read Message D.

D. Sydney Approach, Jetwind 3223, maintaining 3,500 ft, inbound Sydney, request descent. (20")

Stop. Now read Message E.

E. Shamina Ground, GoodAir 802, we need to return to the apron due to flaps setting problem, please advise ground mechanics (20")

Task 3. Stating Own Idea about a Situation

Directions: Look at the picture below and answer the questions about it. You have 20 seconds to study the picture, and 60 seconds to answer each question. Now, study the picture. (20'')



1. Now, describe the picture in as much detail as possible. (60'')
2. How do you think this situation occurred? Now, answer the question. (60'')

Task 4. Answering Questions about a Conversation

Directions: Listen to the following conversation between a pilot and an air traffic controller. You will be asked 2 questions about it. For each question, you have 20 seconds to prepare your answer and 30 seconds to respond. You may take notes while listening to the conversation. Now, listen.

(Audio Only)

ATC: Orient Air 567, continue approach, caution, runway is wet, previous landing MD 11 reported water on the runway, braking action is poor

Pilot: Roger, Orient Air 567 over the inner marker

Pilot: Are the approach lights on? Orient Air 567

ATC: Affirmative, the lights are on

Pilot: Please adjust to maximum setting; approach light is not in sight, Orient Air 567

ATC: Orient Air 567, approach lights are on maximum setting, you're cleared to land

Pilot: Light is still not in sight; we're going around, Orient Air 567

ATC: Orient Air 567, climb straight ahead until 8,000 feet then turn left to FRAM

Pilot: Roger, climb straight until 8,000; turn left to FRAM

1. What made it not possible for Orient Air 567 to land? Now, think about your answer. (20")

Now, answer the question in as much detail as possible. (30")

2. What action did the pilot take to solve the situation? Now, think about your answer. (20")

Now, answer the question in as much detail as possible. (30")

Task 5. Creating a Story from Illustrations

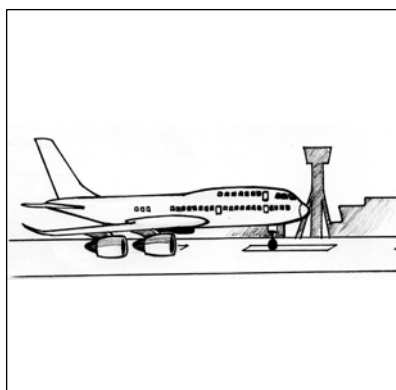
Directions: The illustrations below show a story. You will tell the story in your own words, based on the pictures. You have 20 seconds to prepare your story and 1 ½ minutes to tell the story.

Begin the story with:


“Yesterday, Mr. Leo was on a business trip to Tokyo.”

Now, study the pictures. (20’')

1



2



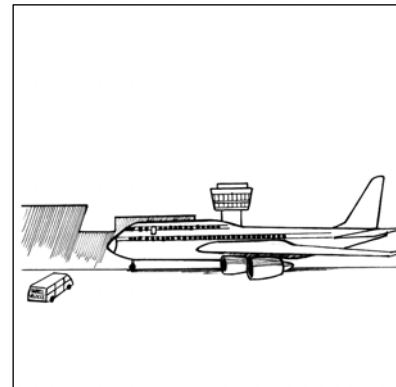
3



4



5



Now, tell the story. (90’')

Task 6. Responding to a Communication Problem

Directions: Listen to the following situation. Afterward, you will need to respond to a communication, then rephrase and clarify your response. You have 15 seconds to respond to the first communication. In the second communication, you have 45 seconds to clarify your response. No time will be given to prepare your response. Now, listen.

Imagine that you are the pilot of Unity 489. Due to an electrical problem, your transponder is completely inoperative despite efforts to fix it. As you near your destination, you initiate contact with the Approach Control and the controller says:

(Audio Only)

Controller: Unity four eight niner, squawk 3403

Pilot: _____ (15")

Controller: Unity four eight niner, please say again; do you have a problem?

Pilot _____ (45")

Task 7. Responding to an Emergency

Directions: Listen to the following situation, then explain how you would resolve the situation. You will also need to provide a sample of your radio message. You will have 30 seconds to think about only the first question, then you will have 60 seconds to answer each question. Now listen to the situation.

(Audio Only)

You are the pilot in command of Pacific 226. While en route at FL 370 over Hanoi, your first officer complains of dizziness. You take the controls and advise him to get some rest. Moments later, you also feel dizzy and become unable to focus on the instruments. There is no other flight crew but you and your first officer.

1. What would you do in this situation? Now, think about your answer. (30’')

Now, answer the question in as much detail as possible. (60’')

2. Now, provide a sample of your radio message to the air traffic controller. (60’')

Task 8. Handling a System Malfunction

Directions: Listen to the following situation, and explain how you would resolve the situation. You have 30 seconds to prepare your answer, and 1 ½ minutes to respond. Now, listen.

(Audio Only)

While taking off, your airplane's main tires burst due to foreign objects on the runway. Since you have already reached the decision speed V_1 , you continue and are able to take off successfully. However, your aircraft now has severely damaged tires.

How would you handle this problem? Now, think about your answer. (30")

Now, answer the question in as much detail as possible. (90")

Task 9. Expressing an Opinion 1

Directions: Listen to the following question. You have 30 seconds to prepare your answer and 1 ½ minutes to respond. Now, listen.

(Audio Only)

An airline currently requires new flight attendants to learn martial arts. Experts think that flight attendants who know martial arts will improve aviation safety. Do you think this will be effective against terrorism?

Now, think about your answer. (30")

Now, explain your opinion in as much detail as possible. (90")

Task 10. Expressing an Opinion 2

Directions: Listen to the following question. You have 30 seconds to prepare your answer and 1 ½ minutes to respond. Now, listen.

(Audio Only)

Due to strict airport security measures in most countries, many passengers are now discouraged from air travel because the process has become long and bothersome. Do you think it is necessary for security personnel to body-search every passenger despite the use of X-rays and other detecting machines?

Now, think about your answer. (30")

Now, explain your opinion in as much detail as possible. (90")

PART 2. INTERVIEW

Task 1. Introduction and Casual Conversation

Interviewer: Good morning. My name is _____. I will be your interviewer today.
What is your name?

Interviewer: It's nice to meet you _____. How are you today?

Interviewer: So, tell me a little about yourself. What do you do?

Task 2. Giving Information about Habitual Activities

Interviewer: When you're off-duty, how do you spend your time?

Task 3. Providing Job-Related Information

Interviewer: What is the penalty for crashing your airplane during simulator training? How does it make you feel?

Task 4. Providing a Solution to an Abnormal Situation

Interviewer: What would you do if you sense that your co-pilot is having a panic attack?

Task 5. Sharing an Opinion

Interviewer: Good health is required for a pilot to maintain his/her license. What do you do to keep stay healthy?