



English Proficiency Test for Aviation

Set 27- Pilot

Copyright © G-TELP KOREA & IAES

All rights reserved. No part of the material protected by this copyright may be reproduced or utilized in any form or by any means, electronic or mechanical, including photocopying, recording or by any information storage or retrieval systems, without permission in writing from the copyright owner.

PART 1. TAPE-MEDIATED

Task 1. Introduction

Directions: You will be asked about yourself. Please answer in complete sentences.

(Audio Only)

1. Please state your name and birth date. (20")
2. What was your biggest worry about taking flying lessons? (35")
3. How do you keep yourself fit to fly? (35")

Task 2. Read-back Radiotelephony Messages

Directions: Read each message loudly and clearly. You have 20 to 40 seconds to read each message, depending on the time allotted. Begin speaking after the prompt.

Now read Message A.

- A. Dragon Air 418, maintaining FL 290, runway 23L in use, wind 240 degrees 8 knots visibility 5 km sky condition overcast 020. (30'')

Stop. Now read Message B.

- B. Manila Approach, good morning, China Air 128, out of FL 150 to FL 110, we are low on fuel with only 10 minutes remaining, request a priority to land. (30'')

Stop. Now read Message C.

- C. Tower, Air Poland 122, commencing missed approach, going around, will hold over the VOR while waiting for the weather to improve, remaining fuel is good for 2 hours. (30'')

Stop. Now read Message D.

- D. Southern China 712, holding over Taipei VOR, request to hold one more standard holding pattern to rectify an electrical problem, after the completion of holding will commence approach, estimate landing time 0120. (30'')

Stop. Now read Message E.

- E. Tower, Subic Air 1938, airborne, request to join left downwind on runway 24R for re-land due to uncontrollable fire, 30 POB, request ground support assistance upon touchdown. (30'')

Task 3. Stating Own Idea about a Situation

Directions: Look at the picture below and answer the questions about it. You have 20 seconds to study the picture, and 60 seconds to answer each question. Now, study the picture. (20'')



1. Now, describe the picture in as much detail as possible. (60'')
2. How do you think this situation occurred? Now, answer the question. (60'')

Task 4. Answering Questions about a Conversation

Directions: Listen to the following conversation between a pilot and an air traffic controller. You will be asked 2 questions about it. For each question, you have 20 seconds to prepare your answer and 30 seconds to respond. You may take notes while listening to the conversation. Now, listen.

(Audio Only)

Controller: PR 109, continue to climb to FL 290 and report reaching

Pilot: Climbing to FL 290, PR 109

Pilot: Leveling at FL 290, but we're experiencing severe icing, control request descent PR 109

Controller: PR 109, negative due to traffic

Pilot: Control, we need to descend immediately, chunks of ice are impacting against our windshield!

Controller: PR 109, request approved, descend to FL 250

Pilot: Descending to FL 250, PR 109

Pilot: Control, we have a traffic alert on our TCAS, PR 109

1. What did the pilot want to do after leveling at FL 290? Why? Now, think about your answer. (20")

Now, answer the question in as much detail as possible. (30")

2. What finally convinced the controller to approve the request of the pilot to descend to a lower flight level? Now, think about your answer. (20")

Now, answer the question in as much detail as possible. (30")

Task 5. Creating a Story from Illustrations


Directions: The illustrations below show a story. You will tell the story in your own words, based on the pictures. You have 20 seconds to prepare your story and 1 ½ minutes to tell the story.

Begin the story with:


“Yesterday, United 778 suffered engine failure.”

Now, study the pictures. (20’')


1



2




3



4



5



Now, tell the story. (90’')

Task 6. Responding to a Communication Problem

Directions: Listen to the following situation. Afterward, you will need to respond to a communication, then rephrase and clarify your response. You have 15 seconds to respond to the first communication. In the second communication, you have 45 seconds to clarify your response. No time will be given to prepare your response. Now, listen.

Imagine you are the pilot of Northern 441. While climbing after takeoff, you notice a warning light indicating an open cargo door. As a precautionary measure, you must return and land to fix the problem but you need to dump fuel first. The tower controller calls you on the radio:

(Audio Only)

ATC: Northern 441, continue climb to flight level 210

Pilot: _____ (15'')

ATC: Northern 441 please say again; are you having a problem?

Pilot: _____ (45'')

Task 7. Responding to an Emergency

Directions: Listen to the following situation, then explain how you would resolve the situation. You will also need to provide a sample of your radio message. You will have 30 seconds to think about only the first question, then you will have 60 seconds to answer each question. Now listen to the situation.

(Audio Only)

You are the pilot of Goodair 810. You are now on final and have been cleared to land on runway 24L. While descending, you see another aircraft on the ground approaching runway 24L on taxiway C. You think that the pilot of the aircraft will stop short of the runway as you have been cleared to land there, but you are not certain.

1. What would you do in this situation? Now, think about your answer. (30")

Now, answer the question in as much detail as possible. (60")

2. Now, provide a sample of your radio message to the air traffic controller. (60")

Task 8. Handling a System Malfunction

Directions: Listen to the following situation, and explain how you would resolve the situation. You have 30 seconds to prepare your answer, and 1 ½ minutes to respond. Now, listen.

(Audio Only)

You are flying at cruising altitude with the autopilot engaged. You have been encountering some light occasional turbulence when the aircraft suddenly starts to shake violently. It feels to you like the nose of the aircraft is bouncing up and down without any roll movement. The control column is moving back and forth in a very violent but distinctive cyclic pattern.

How would you handle this problem? Now, think about your answer. (30")

Now, answer the question in as much detail as possible. (90")

Task 9. Expressing an Opinion 1

Directions: Listen to the following question. You have 30 seconds to prepare your answer and 1 ½ minutes to respond. Now, listen.

(Audio Only)

There have been many suggestions on how pilots should handle unlawful interference. In a hijacking, do you think it is wise for the pilot to appeal to the passengers to resist and fight the hijackers? Why or why not?

Now, think about your answer. (30")

Now, explain your opinion in as much detail as possible. (90")

Task 10. Expressing an Opinion 2

Directions: Listen to the following question. You have 30 seconds to prepare your answer and 1 ½ minutes to respond. Now, listen.

(Audio Only)

In a recent aircraft accident, investigation showed that the flight crew tried to climb over towering storm clouds. As the aircraft climbed, it stalled and went into an uncontrollable spin, and crashed into the ground. Experts believe that evading the storm by changing course would have been a better choice. Do you think it is safer to avoid a storm by flying around rather than above it?

Now, think about your answer. (30'')

Now, explain your opinion in as much detail as possible. (90'')

PART 2. INTERVIEW

Task 1. Introduction and Casual Conversation

Interviewer: Good morning. My name is _____. I will be your interviewer today. What is your name?

Interviewer: It's nice to meet you _____. How are you today?

Interviewer: So, tell me a little about yourself. What do you do?

Task 2. Giving Information about Habitual Activities

Interviewer: Describe your typical working day as a pilot.

Task 3. Providing Job-Related Information

Interviewer: How do you maneuver an aircraft while on the ground?

Task 4. Providing a Solution to an Abnormal Situation

Interviewer: What would you do if, while taking off, you recall that the pitot tube cover was not removed?

Task 5. Sharing an Opinion

Interviewer: Why do you think many people regard flying as dangerous?