



English Proficiency Test for Aviation

Set 38- Pilot

Copyright © G-TELP KOREA & IAES

All rights reserved. No part of the material protected by this copyright may be reproduced or utilized in any form or by any means, electronic or mechanical, including photocopying, recording or by any information storage or retrieval systems, without permission in writing from the copyright owner.

PART 1. TAPE-MEDIATED

Task 1. Introduction

Directions: You will be asked about yourself. Please answer in complete sentences.

(Audio Only)

1. Please state your name and birth date. (20'')
2. How does it feel to be in charge of a million dollar airplane with hundreds of passengers flying at 39,000 feet? (35'')
3. What do you think a world without aircraft would be like? (35'')

Task 2. Read-back Radiotelephony Messages

Directions: Read each message loudly and clearly. You have 20 to 40 seconds to read each message, depending on the time allotted. Begin speaking after the prompt.

Now read Message A.

- A. Minaha Tower, we've shut down number 2 engine after a bird strike, request divert to Gerdi Airport, which is closest to us, EVA 526 (25')

Stop. Now read Message B.

- B. Newville Control, JS 284, we've been hijacked, the hijacker wants us to land at Brooks but we don't have that endurance, request landing Newville for refuelling (30')

Stop. Now read Message C.

- C. Ground, SAS 991 stand K14, with Information C, request start up and pushback, our slot time is 2030 and push at 25 (20')

Stop. Now read Message D.

- D. Mayday, mayday, mayday, Florman Tower, Seawind 994, King Air, one engine on fire, will attempt to land Florman, 12 miles east of the airport, 3,500 ft heading 320, 5 POB (30'')

Stop. Now read Message E.

- E. 10 miles northeast of Cranby to Morton, via C4, maintain FL 250, squawk 2037, PA 6721 (20'')

Task 3. Stating Own Idea about a Situation

Directions: Look at the picture below and answer the questions about it. You have 20 seconds to study the picture, and 60 seconds to answer each question. Now, study the picture. (20")



1. Now, describe the picture in as much detail as possible. (60")
2. How do you think this situation occurred? Now, answer the question. (60")

Task 4. Answering Questions about a Conversation

Directions: Listen to the following conversation between a pilot and an air traffic controller. You will be asked 2 questions about it. For each question, you have 20 seconds to prepare your answer and 30 seconds to respond. You may take notes while listening to the conversation. Now, listen.

(Audio Only)

Approach: Cherokee 966, I missed your ident, please ident again

Pilot: Clay County Approach, Cherokee 966, squawking 0252 and indenting, over

Approach: 966, I'm still not receiving your ident, remain clear of the Terminal Control Area and say your present position and altitude

Pilot: Clay County Approach, 966, I don't know why you aren't receiving my ident. I just had it worked on, and the mechanic told me it was fine. I've got to land because I told Agnes, my wife, I'd pick her and the kids up when they got back from LA. What will they think if I'm not there? Over

Approach: 966, this airport is a TCA, and I can't clear you to land unless your transponder is working, so remain clear of the TCA and please stand by

Pilot: Clay County Approach, 966, I just had the transponder checked. The guy at the radio shop said it worked fine. Can't you get me to land? Over...

1. What's the problem between the controller and the pilot all about? Now think about your answer. (20")

Now, answer the question in as much detail as possible. (30")

2. Is the pilot practicing correct radio procedures? Why or why not? Now think about your answer. (20")

Now, answer the question in as much detail as possible. (30")

Task 5. Creating a Story from Illustrations


Directions: The illustrations below show a story. You will tell the story in your own words, based on the pictures. You have 20 seconds to prepare your story and 1 ½ minutes to tell the story.

Begin the story with:

“Yesterday, Sunair 872 was taking off.”

Now, study the pictures. (20”)

1



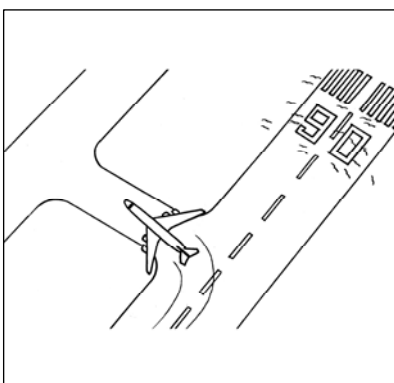
2




3



4



5



Now, tell the story. (90”)

Task 6. Responding to a Communication Problem

Directions: Listen to the following situation. Afterward, you will need to respond to a communication, then rephrase and clarify your response. You have 15 seconds to respond to the first communication. In the second communication, you have 45 seconds to clarify your response. No time will be given to prepare your response. Now, listen.

Imagine that you are the pilot of CT 246 and are now en route to your destination. Due to a sick passenger, you declare an emergency and the ATC of a nearby airport clears you for an immediate landing. Fortunately, the sick passenger is revived and is now in good condition. You decide to cancel your emergency call and continue to your destination. The ATC calls you on the radio:

(Audio Only)

ATC: CT 246, you are number one for a straight-in approach runway 22

Pilot: _____ (15")

ATC: CT 246, unreadable, please say again

Pilot: _____ (45")

Task 7. Responding to an Emergency

Directions: Listen to the following situation, then explain how you would resolve the situation. You will also need to provide a sample of your radio message. You will have 30 seconds to think about the first question, then you will have 60 seconds to answer each question. Now listen to the situation.

(Audio Only)

You are the pilot of Pan Pacific 802. Due to heavy traffic at the destination airport, you are instructed to hold over a certain fix. After holding for some time, you notice that you are now low on fuel and cannot hold any longer. You inform the Approach Control about your situation but he just instructs you to maintain present altitude and to standby. You are afraid the engines might quit anytime.

1. What would you do in this situation? Now, think about your answer. (30")

Now, answer the question with as much detail as possible. (60")

2. Now, provide a sample of your radio message to the air traffic controller. (60")

Task 8. Handling a System Malfunction

Directions: Listen to the following situation, and explain how you would resolve the situation. You have 30 seconds to prepare your answer, and 1 ½ minutes to respond. Now, listen.

(Audio Only)

You are the captain of an aircraft. During take off, the landing gears fail to retract and they stay in their deployed position. You continue to climb however, since the flight will only take an hour and you are confident that the problem will be corrected before landing. Doing this will enable you to reach your destination on time. Your first officer, however, thinks otherwise. According to him, the problem might be more complicated and recommends that you go back and land at the origin as soon as possible before the situation gets worse.

How would you handle this problem? Now, think about your answer. (30'')

Now, answer the question with as much detail as possible. (90'')

Task 9. Expressing an Opinion 1

Directions: Listen to the following question. You have 30 seconds to prepare your answer and 1 ½ minutes to respond. Now, listen.

(Audio Only)

Many people think that cabin crew play a critical role in ensuring the safety of a flight and they should be required to hold licenses. In your opinion as a pilot, is it necessary for cabin crew to be licensed and regulated, to improve air safety?

Now, think about your answer. (30")

Now, explain your opinion with as much detail as possible. (90")

Task 10. Expressing an Opinion 2

Directions: Listen to the following question. You have 30 seconds to prepare your answer and 1 ½ minutes to respond. Now, listen.

(Audio Only)

Recently, a passenger aircraft descended below the minimum limit while on approach for a landing. The pilot in command explained later that the maneuver was intended to emphasize a lesson to the first officer who was on training. Do you think it is safe for an un-qualified pilot to fly as first officer during a scheduled flight?

Now, think about your answer. (30")

Now, explain your opinion with as much detail as possible. (90")

PART 2. INTERVIEW

Task 1. Introduction and Casual Conversation

Interviewer: Good morning. My name is _____. I will be your interviewer today. What is your name?

Interviewer: It's nice to meet you _____. How are you today?

Interviewer: So, tell me a little about yourself. What do you do?

Task 2. Giving Information about Habitual Activities

Interviewer: What steps do you take to follow the noise abatement regulation during takeoff?

Task 3. Providing Job-Related Information

Interviewer: What are the duties and responsibilities of a First Officer?

Task 4. Providing a Solution to an Abnormal Situation

Interviewer: What would you do if you are about to land and you suddenly see a flock of birds along your flight path?

Task 5. Sharing an Opinion

Interviewer: Experts say that old airplanes are as safe as new ones. If this is the case, why do you think airline companies like to replace old airplanes with new models?